



The big benefits of Australian Made

- 88% of consumers prefer to buy Australian Made
- 77% are happy to pay extra for Australian Made goods
- 70% look for information about a product's origin when making purchasing decisions

(Sweeny Research on behalf of the Commonwealth Department of Industry Science and Resources, May 1999)



All Tamar Industries products are clearly identified as Australian Made, with the "Australian Made" or our "ALL AUSSIE" logo.

**We make it easy for you
to show that you supply quality
Australian Made products!**

TAMAR INDUSTRIES PTY LTD CATALOGUE

CONTENTS...

1.	Tamar tap-heads	3-10
	Domestic tap-heads	3
	Tap-head replacement parts	4
	Arbors for domestic tap-head	4
	Tamar “ryhomic” tap-head kits	5
	Tamar “ryhomic” tap-head adapters only	6
	Tamar “ryhomic” tap-head kit sets – complete	7
	Tap-head kits to suit stihl/husqvarna	8
	Blazer pro-tap MKI & MKII - “The professional choice”	9
	Blazer pro-tap replacement parts MKI & MKII	9
	Square arbors for blazer pro-tap MKI & MKII	10
2.	Tamar manual trimmer heads	11-13
	Manual trimmer heads	11
	Manual head accessories	12
	Arbors for manual heads	13
3.	Tamar trimmer discs, adapters and adapter kits	14-18
	Dragonfly tuff disc -domestic	14
	Dragonfly disc with hex adapter kits	15
	Dragonfly disc with hex adapter only	16
	Fitting instructions for dragonfly disc with hex	17
	Ausdisc aluminium disc -professional	18
4.	Plastic brushcutter blades	19
5.	Brushcutter petrol caps	20
6.	Miscellaneous items	21
7.	Tamar metal arbors	22-25
	Arbors for domestic tap-head	22
	Hex arbors for ez-feed manual heads	23
	Square arbors for Tuffhead	24
	Double ended studs for hex & square arbors	25
8.	Tamar guarantee	26

TAMAR TAP-HEADS

DOMESTIC TAP-HEAD

AUSTRALIA'S LARGEST SELLER!

- Easy to operate –tap and the line feeds out to your exact requirements!
- Perfect for smaller, domestic machines –especially bent-shafts.
- Most reliable domestic trimmer head ever.
- Versatile – easily and quickly fitted to any trimmer.
- Recommended line = 0.080"/2.00mm

Tamar Domestic Tap-head (red)


The reliability and practicality of this tap-head is renowned throughout Australia ensuring it remains a proven sales winner!



- #TH111 Red standard T.H. assembled NO ARBOR
- #TH112 Red standard T.H. assembled w. arb= (specify size)
- #TH113 Red standard T.H. assembled w. 8x1.25 LHF
- #TH114 Red standard T.H. assembled w. 10x1.25 LHF
- #TH115 Red standard T.H. assembled w. 8x1.25 LHM
- #TH116 Red standard T.H. assembled w. 8x1.25 RHF
- #TH117 Red standard T.H. assembled w. 3/8x24 RHF

Tamar "RYHOMAC" Tap-head (black) #TH231

This modified tap-head is specifically for the Ryobi, Homelite, McCulloch and Talon bent shaft machines. This head is assembled on the machine using an adapter kit to suit the particular model (see page 5 for details and part numbers of kits).

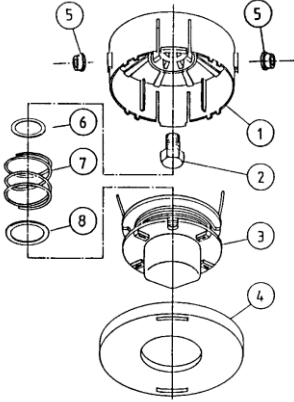


Tamar Tap-head to suit STIHL FS36 (black) #TH251


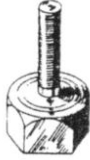
This modified tap-head is specifically for the Stihl FS36 machine. This head is assembled on the machine using the Stihl tap-head adapter kit.

TAMAR TAP-HEADS

TAP-HEAD REPLACEMENT PARTS

<p style="text-align: center;">TAP-HEAD ASSEMBLY</p>  <p>1. Head Body 3. Spool 5. Eyelet 7. Spring</p> <p>4. Cover Ring 6. Small Washer 8. Large Washer</p>	<table style="width: 100%; border-collapse: collapse;"> <tr><td style="width: 100px;">TH101</td><td>Spool (red) for standard tap-head</td></tr> <tr><td>TH103</td><td>Spool (red) for Steel-Cap tap-head</td></tr> <tr><td>TH201</td><td>Spool (black) for standard tap-head</td></tr> <tr><td>TH202</td><td>Spool (black) for glass-fill tap-head</td></tr> <tr><td colspan="2"> </td></tr> <tr><td>TH104</td><td>Cover ring (red) for domestic tap-head</td></tr> <tr><td>TH204</td><td>Cover ring (black) for domestic tap-head</td></tr> <tr><td colspan="2"> </td></tr> <tr><td>TH105</td><td>Tap-head body only (red) with eyelets</td></tr> <tr><td>TH205</td><td>Tap-head body only (black) with eyelets</td></tr> <tr><td>TH206</td><td>Ryhomac tap-head body only with eyelets</td></tr> <tr><td>TH207</td><td>Stihl tap-head body only with eyelets</td></tr> <tr><td colspan="2"> </td></tr> <tr><td>TH155</td><td>Eyelet for domestic tap-head</td></tr> <tr><td>TH156</td><td>Small washer for domestic tap-head</td></tr> <tr><td>TH157</td><td>Large washer for domestic tap-head</td></tr> <tr><td>TH158</td><td>Spring for domestic tap-head</td></tr> <tr><td>TH159</td><td>Heavy duty spring for Steel-Cap tap-head</td></tr> </table>	TH101	Spool (red) for standard tap-head	TH103	Spool (red) for Steel-Cap tap-head	TH201	Spool (black) for standard tap-head	TH202	Spool (black) for glass-fill tap-head			TH104	Cover ring (red) for domestic tap-head	TH204	Cover ring (black) for domestic tap-head			TH105	Tap-head body only (red) with eyelets	TH205	Tap-head body only (black) with eyelets	TH206	Ryhomac tap-head body only with eyelets	TH207	Stihl tap-head body only with eyelets			TH155	Eyelet for domestic tap-head	TH156	Small washer for domestic tap-head	TH157	Large washer for domestic tap-head	TH158	Spring for domestic tap-head	TH159	Heavy duty spring for Steel-Cap tap-head
TH101	Spool (red) for standard tap-head																																				
TH103	Spool (red) for Steel-Cap tap-head																																				
TH201	Spool (black) for standard tap-head																																				
TH202	Spool (black) for glass-fill tap-head																																				
TH104	Cover ring (red) for domestic tap-head																																				
TH204	Cover ring (black) for domestic tap-head																																				
TH105	Tap-head body only (red) with eyelets																																				
TH205	Tap-head body only (black) with eyelets																																				
TH206	Ryhomac tap-head body only with eyelets																																				
TH207	Stihl tap-head body only with eyelets																																				
TH155	Eyelet for domestic tap-head																																				
TH156	Small washer for domestic tap-head																																				
TH157	Large washer for domestic tap-head																																				
TH158	Spring for domestic tap-head																																				
TH159	Heavy duty spring for Steel-Cap tap-head																																				

ARBORS FOR DOMESTIC TAP-HEAD (M17)

Female (nuts) Arbors		Male (bolts) arbors
ME101 7x1.00mm LHF		ME201 6x1.00mm LHM
ME102 8x1.00mm LHF		ME202 7x1.00mm LHM
ME103 8x1.25mm LHF		ME203 8x1.25mm LHM
ME104 9x1.25mm LHF		ME204 10x1.25mm LHM
ME105 10x1.00mm LHF		ME251 6x1.00mm RHM
ME106 10x1.25mm LHF		ME252 8x1.25mm RHM
ME107 10x1.50mm LHF		ME253 5/16" unc RHM
ME108 12x1.50mm LHF (M19)		ME254 1/4" unc RHM
ME109 12x1.75mm LHF (M19)		ME254 1/4" unc RHM
ME110 3/8"x24unf LHF		ME254 1/4" unc RHM
ME151 8x1.25mm RHF		ME111P Arbor Kit
ME152 10x1.25mm RHF		These handy kits come individually packaged complete with a descriptive card. Includes the five most commonly needed tap-head arbors:
ME153 3/8"x24unf RHF		8x1.25 LHF (silver)
ME154 5/16"unf RHF		8x1.25 LHM (silver)
ME155 7/16" unc RHF		10x1.25 LHF (silver)
	8x1.25 RHF (gold)	
	3/8"x24 RHF (gold)	

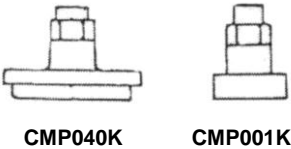
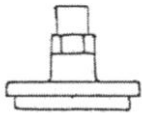
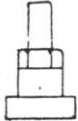
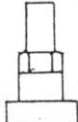
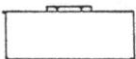
TAMAR TAP-HEADS

TAMAR RYHOMAC TAP-HEAD KITS

Part No	Diagram	Components	Description
TH260K NEW! Multi-fit kit		Multi-fit adapter (large) to suit Ryobi Multifit adapter (small) to suit Homelite, McCulloch and Talon 3/8" Spring clip Small shaft washer to suit late model Ryobi	New multi-fit kit to suit all four major brands of bentshaft machines, including Ryobi, Homelite, McCulloch and Talon.
TH230R Ryobi TH adapter kit		Ryobi TH adapter Ryobi TH spacer Ryobi TH washer 5/16" bolt Fitting instructions	Allows RYHOMAC domestic tap-head to be fitted to Ryobi bent shaft brushcutter machines eg. Grass Scorpion & Lawn Hornet
TH238R Ryobi '98 'Speedy' adapter kit		Ryobi TH adapter Ryobi TH spacer Ryobi TH washer 8x1.25 RHF nut Small shaft washer	Allows RYHOMAC domestic tap-head to be fitted to new model ('98 onwards) Ryobi bent shaft brushcutter machines fitted with yellow 'Speedy Spool' eg. Weed Wasp, Stinger Scorpion and Electro Hornet MKII etc
TH230H Homelite TH adapter kit		Homelite TH adapter Homelite TH spacer Homelite TH washer 5/16" bolt Fitting instructions	Allows RYHOMAC domestic tap-head to be fitted to Homelite bent shaft brushcutter machines eg. ST155, ST175, BD155, BD175, HLT15, HLT15C etc.
TH230M McCulloch TH adapter kit		McCulloch TH adapter McCulloch TH spacer McCulloch TH washer 1/4" bolt Fitting instructions	Allows RYHOMAC domestic tap-head to be fitted to McCulloch bent shaft brushcutter machines eg. Promac I, II, III
TH230T NEW! Suits Talon bentshaft machines!		McCull/Talon TH adapter McCull/Talon TH spacer McCull/Talon TH washer 1/4" bolt Fitting instructions	Allows RYHOMAC domestic tap-head to be fitted to Talon bent shaft brushcutter machines eg. Garden Hawk, Yard Hawk, Power Hawk

TAMAR TAP-HEADS

TAMAR RYHOMAC TAP-HEAD ADAPTERS ONLY

Part No	Diagram	Components
<p>CMP040K</p> <p>CMP001K</p>	 <p style="text-align: center;">CMP040K CMP001K</p>	<p>Multi-fit adapter (large) to suit Ryobi</p> <p>Multifit adapter (small) to suit Homelite, McCulloch and Talon</p>
<p>CMP001</p>		<p>Ryobi TH adapter</p>
<p>CMP004</p>		<p>Homelite TH adapter</p>
<p>CMP007</p>		<p>McCulloch TH adapter</p>
<p>CMP023</p>		<p>Stihl TH adapter</p>

TAMAR TAP-HEADS

TAMAR RYHOMAC HEAD AND KIT SETS - Complete

Part No.	Components	Description
TH262 NEW! Multi-fit	TH231 RYHOMAC Tap Head TH260K Multi-fit adapter kit	New multi-fit kit plus head to suit all four major brands of bentshaft machines, including Ryobi, Homelite, McCulloch and Talon.
TH232 Ryobi	TH231 RYHOMAC Tap Head TH230R Ryobi adapter kit	Head plus kit to suit Ryobi bent shaft brushcutter machines eg. Grass Scorpion & Lawn Hornet
TH238 Ryobi Speedy	TH231 RYHOMAC Tap Head TH238R Ryobi 98 Speedy adapter kit	Head plus kit to suit new model ('98 onwards) Ryobi bent shaft brushcutter machines fitted with yellow 'Speedy Spool' eg. Weed Wasp, Stinger Scorpion and Electro Hornet MKII etc
TH233 Homelite	TH231 RYHOMAC Tap Head TH230H Homelite adapter kit	Head plus kit to suit Homelite bent shaft brushcutter machines eg. ST155, ST175, BD155, BD175, HLT15, HLT15C etc.
TH234 McCulloch	TH231 RYHOMAC Tap Head TH230M McCulloch adapter kit	Head plus kit to suit McCulloch bent shaft brushcutter machines eg. Promac I, II, III
TH235 Talon	TH231 RYHOMAC Tap Head TH230T McCulloch/Talon adapter kit	Head plus kit to suit Talon bent shaft brushcutter machines eg. Garden Hawk, Yard Hawk, Power Hawk

Did you know??



You can save yourself time and money!

Just ask for our FREE full colour promotional brochures. They demonstrate our range and show your customers the advantages of Aussie Made Tamar heads. We are also happy to provide you with advertising literature and photos.

Did you know??



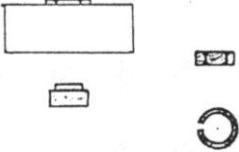
The older your customers, the more they want Aussie Made!

Awareness of the importance of buying Australian, and frequency of seeking Australian made goods is higher amongst older respondents (35+) than younger respondents (18-34).

(Roy Morgan Research, October 2000)

TAMAR TAP-HEADS

TAMAR TAP-HEAD KIT to suit STIHL FS36

Part No	Diagram	Components	Description
TH250S TH adapter kit to suit Stihl FS36		Stihl adapter Stihl spacer Stihl 12mm RH nut Stihl springwasher Fitting instructions	Allows Stihl style domestic tap-head to be fitted to Stihl FS36 and FS44 bent shaft brushcutter machines. NOTE: This kit suits Tap Head TH251 only
TH252 Head + kit to suit Stihl		TH251 Tap Head to suit Stihl TH250S Stihl adapter kit	Head plus kit to suit Stihl bent shaft FS36

TAMAR TAP-HEADS to suit STIHL and HUSQVARNA

Part No	Components	Description
TH408 Suits Stihl	Orange tap-head assembled (black standard spool LH) with 12x1.50 LHF (M19) - suits smaller <i>STIHL</i> machines	Tap-head to suit STIHL 12 x 1.50 LHF (M19) arbor
TH409 Suits Husqvarna	Orange tap-head assembled (black standard spool LH) with 12x1.75 LHF (M19) - suits smaller <i>HUSQVARNA</i> machines	Tap-head to suit HUSQVARNA - 12x 1.75 LHF (M19) arbor

Did you know??



Locally manufactured goods are perceived as superior quality

(Stephen Ellerman, Marketing Manager, Philmac Pty Ltd)

TAMAR TAP-HEADS

BLAZER Pro-tap MKI & MKII™ “The Professional Choice”

Our new heavy duty tap-head has been custom designed to suit the professional or heavy domestic markets.



- BPT909** Blazer Pro-Tap NOT assembled, NO ARBOR (spool wound left-hand)
- BPT910** Blazer Pro-Tap NOT assembled but includes arbor (please specify arbor size required)
- BPT911** Blazer Pro-Tap assembled NO ARBOR
- BPT969** Blazer Pro-Tap MKII assembled NO ARBOR
- BPT970** Blazer Pro-Tap MKII not assembled WITH ARBOR (please specify arbor size required)
- BPT971** Blazer Pro-Tap MKII fully assembled NO ARBOR
- BPT972** Blazer Pro-Tap MKII fully assembled WITH ARBOR (please specify arbor size required)

BLAZER Pro-tap™ REPLACEMENT PARTS MKI & MKII

Head Body Eyelet		BPT905 Blazer Pro-Tap body only with eyelets BPT350 Eyelet for Blazer Pro-Tap
Body Washer		BPT956 Body washer for Blazer Pro-Tap
Spring		BPT963L Spring (conical) for Blazer Pro-Tap -to suit left-hand rotation
Spool Washer		BPT957 Spool washer for Blazer Pro-Tap
Spool		BPT901 Spool for Blazer Pro-Tap
Cover Ring		BPT904 Cover ring for Blazer Pro-Tap BPT973 Blazer Pro-Tap MKII only with eyelets

TAMAR TAP-HEADS

SQUARE ARBORS FOR BLAZER Pro-tap™

Female (Square) Arbors

MKI	ARBORS
ME403	8x1.25 LHF
ME404	9x1.25 LHF
ME405	10x1.00 LHF (with recess)
ME406	10x1.25 LHF
ME408	12x1.50 LHF (with recess)
ME409	12x1.75 LHF
ME451	8x1.25 RHF
ME452	3/8"x24unf RHF
MKII	ARBORS
ME703	8x1.25 LHF BPT
ME704	9x1.25 LHF BPT
ME705	10x1.00 LHF BPT
ME706	10x1.25 LHF BPT
ME732	7x1.00 LHM BPT
ME733	8x1.25 LHM BPT
ME734	10x1.25 LHM BPT
ME751	8x1.25 RHF BPT
ME752	8x1.25 RHF BPT

Male (Square) Arbors

ME432	7x1.00 LHM
ME433	8x1.25 LHM
ME434	10x1.25 LHM



Square arbor attachment nuts

ME107	10x1.50 LHF arbor attachment nut -suits Australian style Left-hand square arbors
ME156	10x1.50 RHF arbor attachment nut-suits Australian style Right-hand square arbors
ME112	5/16"unc LHF arbor attachment nut Suits American style Left-hand square arbors

Did you know??

For many contractors, the **trimmer head is the most important** part of the machine!

USA Lawn & Landscape magazine did a survey of their readers (mainly contractors), and *by far, the biggest problem respondents had with trimmer equipment is that the trimmer heads wear out too soon!*

Other critical issues included:

- Durability
- Finding a dependable bump head
- Stronger heads
- Easier string loading
- Bump head design



Tamar trimmer heads solve these critical contractor concerns!

By using locally made Tamar trimmer heads you can guarantee your end users a reliable, durable, easy to use head that is always readily available!

MANUAL TRIMMER HEADS

- **NEW!** Now takes line up to 3.3mm/0.130" diameter
- **Easy reloading** with new line notches in spool to take 3.3mm/0.130 line
- **Low profile cutting** –lets you cut low to the ground and now you don't have to tilt your machine because of oversized wear knobs
- **Replaceable captive eyelets** –won't fly out

EZ-FEED™ model EZ100



The original EZ-Feed manual head

“Classic, simple design – a lighter more responsive head”

Accepts all hex arbors -16 different sizes readily available -
covers all machines in Australia

NEW - Extra heavy duty captive brass eyelets - won't fly out!

EZ100 -Includes: black EZ-Feed body (suits Hex arbor), spool (wound LH), spring and black LH wingnut.

TUFFHEAD™ model TF100



“You won't find a head tougher than this!”

- NEW spring – now even easier to index line!
- Simple heavy duty construction
- Glass reinforced spool for added durability and reduces line-weld to spool
- Extra heavy duty captive brass eyelets - won't fly out!
- Accept any square arbor

TF100 -Includes: Tuffhead body (suits Square arbor), spool (wound LH), spring and black LH wingnut.

TAMAR MANUAL TRIMMER HEADS

MANUAL HEAD ACCESSORIES

Part No.	Description
RM100	TUFFHEAD Spool, black glass-fill (long lugs)
RM120	EZ-FEED Spool (check price list for exact part number)
RM200	LH Wingnut black -suits 10x1.5 threaded arbor (Australian arbs.)
RM225	RH Wingnut orange -suits 10x1.5 threaded arbor (Australian Arbs.)
RM250	LH Wingnut black -suits 5/16" threaded arbor (American Arbs.)
RM350	Eyelet –suits TUFFHEAD and EZ-FEED manual head
RM400	Spring -suits TUFFHEAD and EZ-FEED manual head
RM525	EZ-FEED replacement (Black) body only with eyelets
RM550	TUFFHEAD replacement (Black) body only with eyelets
RM555	TUFFHEAD replacement (Red) body only with eyelets

Did you know??

Quality is still King!

A survey of 1070 households nationwide found that consumers identified **quality** as the most important attribute in selecting a product, followed by price and country of origin.

(Roy Morgan Research, October 2000)

Did you know??



Home made is better!





Consumers look for country of origin labels to help them determine the quality of an item and to support local industry and employment.

TAMAR MANUAL TRIMMER HEADS

HEX ARBORS FOR EZ-FEED MANUAL HEADS


Female (Hex) Arbors			Male (Hex) Arbors		
ME301	7x1.00 LHF		ME331	6x1.00 LHM	
ME302	8x1.00 LHF		ME332	7x1.00 LHM	
ME303	8x1.25 LHF		ME333	8x1.25 LHM	
ME304	9x1.25 LHF		ME334	10x1.25 LHM	
ME305	10x1.00 LHF (with recess)				
ME306	10x1.25 LHF				
ME307	10x1.50 LHF				
ME308	12x1.50 LHF (with recess)				
ME309	12x1.75 LHF				
ME310	3/8"x24unf LHF				
ME351	8x1.25 RHF				
ME352	3/8"x24unf RHF				

SQUARE ARBORS FOR TUFFHEAD

Female (Square) Arbors			Male (Square) Arbors		
ME403	8x1.25 LHF		ME432	7x1.00 LHM	
ME404	9x1.25 LHF		ME433	8x1.25 LHM	
ME405	10x1.00 LHF (with recess)		ME434	10x1.25 LHM	
ME406	10x1.25 LHF				
ME408	12x1.50 LHF (with recess)				
ME409	12x1.75 LHF				
ME451	8x1.25 RHF				
ME452	3/8"x24unf RHF				
					

DOUBLE ENDED STUDS FOR HEX AND SQUARE ARBORS

These studs allow female arbors to be converted into male style arbors.

ME601	6x1.00 LH Stud	with 10x1.25 LH thread	
ME603	8x1.25 LH Stud	with 10x1.25 LH thread	
ME605	10x1.25 LH Stud	with 10x1.25 LH thread entire length	
ME606	8x1.25 RH Stud	with 3/8"x24unf RH thread	

TAMAR TRIMMER DISCS

- Trimmer discs are the genuine alternative trimmer head.
- Easiest line change ever!
- Only ONE part.

TWO STYLES – Domestic and Professional

DRAGONFLY™ TUFF DISC - Domestic

SPECIALLY DESIGNED FOR BENT-SHAFTS

“Think light, fast & super-tough”

- Light as a feather
- Long wearing
- Made from lightweight, durable glass reinforced nylon
- Won't shatter or break off in pieces
- Its light weight = instant throttle response –ideal for lower powered machines!
- Easily fitted to any trimmer
- Designed for domestic machines especially Ryobi, Homelite, McCulloch and Stihl bent-shafts
- Especially good for those customers who want simplicity and want to avoid winding spools!



DS8PL Dragonfly Tuff Disc with 8mm hole

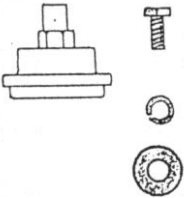
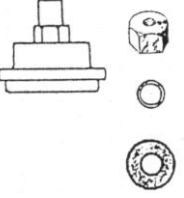
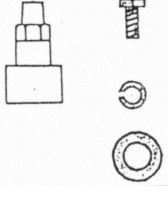
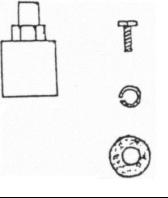
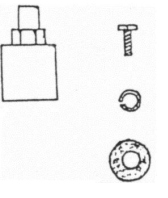
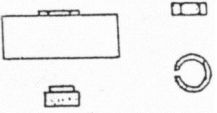
DS14PL Dragonfly Tuff Disc with 14mm hole



DSHEX Dragonfly Tuff Disc with hex insert
Easily fitted to Ryobi, Homelite,
McCulloch and Stihl bent shafts using
simple adapter kits.

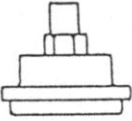
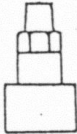

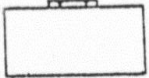
TAMAR DISC ADAPTER KITS

DRAGONFLY DISC WITH HEX ADAPTER KITS

Part No.	Diagram	Components	Uses
DA150R Ryobi plastic disc with hex adapter kit		Ryobi adapter MKI 5/16" bolt 5/16" springwasher 5/16" small washer	Allows a plastic disc with hex (similar to alloy head) to be fitted to Ryobi bentshaft machines
DA158R Ryobi '98 plastic disc with hex adapter kit		Ryobi adapter MKI 8x1.25 RHF nut 5/16" small washer Small shaft washer	Allows a plastic disc with hex (similar to alloy head) to be fitted to '98 Ryobi bentshaft machines
DA250H Homelite plastic disc with hex adapter kit		Homelite adapter MKI 5/16" bolt 5/16" springwasher 5/16" small washer	Allows a plastic disc with hex (similar to alloy head) to be fitted to Homelite bentshaft machines
DA350M McCulloch plastic disc with hex adapter kit		McCull. adapter MKI 1/4" bolt 1/4" springwasher 1/4" small washer	Allows a plastic disc with hex (similar to alloy head) to be fitted to McCulloch bentshaft machines
DA350T Talon plastic disc with hex adapter kit		McCull/Talon adapter MKI 1/4" bolt 1/4" springwasher 1/4" small washer	Allows a plastic disc with hex (similar to alloy head) to be fitted to Talon bentshaft machines
DA450S Stihl plastic disc with hex adapter kit		Stihl adapter Stihl spacer Stihl 12mm RH nut Stihl springwasher	Allows a plastic disc with hex (similar to alloy head) to be fitted to Stihl FS36 machines

TAMAR DISC ADAPTER KITS

DRAGONFLY DISC WITH HEX ADAPTERS ONLY

Part No.	Diagram	Components
CMP020		Ryobi adapter MKI
CMP021		Homelite adapter MKI
CMP022		McCull. adapter MKI
CMP023		Stihl adapter

TAMAR DISC ADAPTER KITS

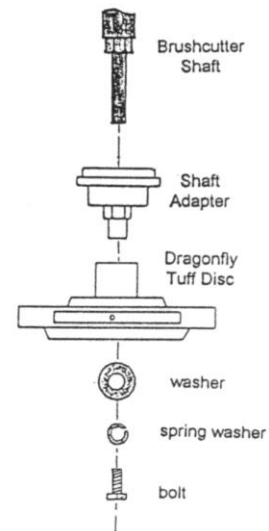
FITTING INSTRUCTIONS FOR DRAGONFLY DISC WITH HEX

Dragonfly Disc with Hex is designed specifically for customers who require *simplicity* and want to *avoid winding spools!*

Just feed a single length of nylon line through the holes –the easiest and simplest reloading system ever now available on domestic machines.

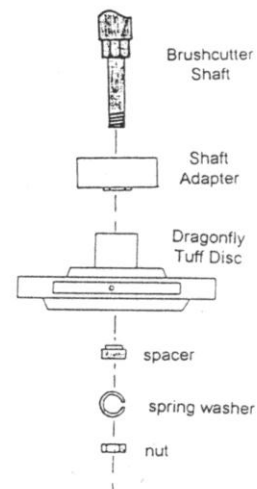
Ryobi, Homelite and McCulloch adapter kits:

1. Remove original trimmer head
2. Fit plastic shaft adapter over end of brushcutter shaft
3. Fit Dragonfly Tuff Disc with hex insert onto the plastic shaft adapter
4. Then from the underside of the Dragonfly Tuff Disc, the washer, spring washer and bolt is screwed into the end of the brushcutter shaft
5. Tighten the bolt taking care not to over tighten.
The Dragonfly Tuff Disc should now be securely fastened.



Stihl adapter kit:

1. Remove original trimmer head
2. Fit plastic shaft adapter over end of brushcutter shaft
3. Fit Dragonfly Tuff Disc with hex insert onto the plastic shaft adapter
4. Then from the underside of the Dragonfly Tuff Disc, the spacer is fitted over the brushcutter shaft and pushed all the way down the shaft until it is seated into the small gap between the Dragonfly Disc centre and the shaft.
5. The spring washer and the nut are then tightened onto the brushcutter shaft securely attaching the plastic disc.



TAMAR TRIMMER DISCS

AUSDISC™ ALUMINIUM DISC -Professional

The original 100% Australian made aluminium disc!



Look for the TAMAR kangaroo symbol!

- **NEW!** Now in gunmetal grey with brushed alloy finish –makes this a superior looking disc that your customers will readily recognise
- Made for tough Australian conditions
- Ideal for contractors and heavier applications
- Take line up to .155"/3.9mm diameter
- Can be easily drilled out to other sizes
- Fit any machine
- Professionals just love them!







DS800 AUSDISC alloy disc with 8mm hole

DS140 AUSDISC alloy disc with 14mm hole

TAMAR PLASTIC BLADES

PLASTIC BRUSHCUTTER BLADES








A wide selection of styles and hole sizes are available.

Item	Part No.	Size	Hole Size	Blades
	BL200	9" 230mm	1" 25mm	Dual
	BL220	9" 230mm	5/16" 8mm	Dual
	BL240	10" 255mm	1" 25mm	Dual
	BL260	10" 255mm	5/16" 8mm	Dual
	BL300	10" 255mm	1" 25mm	Triple
	BL320	10" 255mm	5/16" 8mm	Triple
	BL340	10" 255mm	3/4" 20mm	Triple
	BL360	10" 255mm	3/8" 9.4mm	Triple
	BL400	10" 255mm	1" 25mm	Star
	BL800	9" 230mm	1" 25mm	Eight-tooth




TAMAR PETROL CAPS

BRUSHCUTTER PETROL CAPS

All our petrol caps are colour coded for easy identification!

<p>PC100 McCULLOCH Eg. S10, MAC16, MAC23, S350 etc Also Ryobi Grass Scorpion, Shingu, Tas (large), Kawasaki (large), Robin, Komatsu, Makita & Greenpower</p>	 <p>BLACK</p>	<p>PC200 TAS most new models eg. TD23, TD16 & TD31</p>	 <p>ORANGE</p>
<p>PC300 Small STIHL suits FS50, FS60, FS80, FS90, FS65 & other early models</p>	 <p>BLACK</p>	<p>PC330 Large STIHL/HONDA suits FS36, FS56, FS66, FS86, FS106 Also Ryobi Weed Hornet MKII and Suits all Honda 4-strokes incl. UMK422, UMK425</p>	 <p>BLACK</p>
<p>PC400 MITSUBISHI Suits all models from 16cc – 33cc Also suits MTD BC230, BC300</p>	 <p>RED</p>	<p>PC500 KAWASAKI suits TD & TG machines eg. TD18, TD24, & TD32</p>	 <p>GREY</p>
<p>PC600 DOLMAR/MAKITA/FUJI ROBIN suits Dolmar/Makita benshaft LT250, Dolmar/Makita BLOWERS PB250, Dolmar straightshafts MS-20C, MS2500, MS2810</p>	 <p>GREY</p>		

Breather Assemblies (to suit above petrol caps)

SMALL BREATHER	MEDIUM BREATHER	LARGE BREATHER
 <p>suits: PC200 & PC400</p>	 <p>suits: PC300, PC330, PC500</p>	 <p>suits: PC100</p>


All diagrams this page courtesy R. Gripske & Sons Pty Ltd

TAMAR MISCELLANEOUS ITEMS

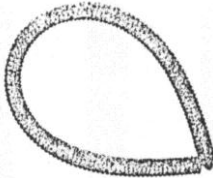
MISCELLANEOUS



MSC110 RYOBI wear knob



MSC115 McCULLOCH wear knob



MSC130 RYOBI clutch spring



MSC135 McCULLOCH clutch spring

Did you know??

Packaging is the key!



Most consumers look for country of origin information as they are making a purchase, with over 70% saying they use packaging and labelling to check if a product is Australian made.

(Roy Morgan Research, October 2000)

TAMAR METAL ARBORS

ARBORS FOR TAMAR DOMESTIC TAP-HEAD

The following table describes the arbors (M17 nuts and bolts) always held in stock for the Tamar domestic Tap-head.

Part No.	Description	Comments
ME101	7x1.00mm LHF nut	rarely used
ME102	8x1.00mm LHF nut	Homelite (early model bentshaft)
ME103	8x1.25mm LHF nut	suits many machines
ME104	9x1.25mm LHF nut	Kawasaki
ME105	10x1.00mm LHF nut	Stihl
ME106	10x1.25mm LHF nut	suits many machines
ME107	10x1.50mm LHF nut	Kawasaki
ME108	12x1.50mm LHF (M19)*	Stihl –suits TH408
ME109	12x1.75mm LHF (M19)*	Husqvarna –suits TH409
ME110	3/8"x24unf LHF nut	Husqvarna
ME151	8x1.25mm RHF nut	suits many machines
ME152	10x1.25mm RHF nut	Weedeater (older models)
ME153	3/8"x24unf RHF nut	suits many machines
ME154	5/16"unf RHF nut	Weedeater (new models)
ME155	7/16" unc RHF nut	Ryobi straightshaft
ME201	6x1.00mm LHM bolt	McCulloch (older models)
ME202	7x1.00mm LHM bolt	McCull. (early model), Victa, Shindaiwa
ME203	8x1.25mm LHM bolt	suits many machines
ME204	10x1.25mm LHM bolt	Tanaka
ME251	6x1.00mm RHM bolt	McCulloch (older models -very rare)
ME252	8x1.25mm RHM bolt	Shindaiwa
ME253	5/16" unc RHM bolt	Ryobi, Homelite
ME254	1/4" unc RHM bolt	McCulloch

* **M19** nuts *cannot* be used with our standard tap-head bodies. A special tap-head body suitable for these M19 nuts can be supplied upon request. Please contact us if you require this type of tap-head body.

TAMAR METAL ARBORS

HEX ARBORS FOR EZ-FEED MANUAL HEADS

The following table describes the hex arbors always held in stock for the Ez-Feed manual heads.

Part No.	Description	Comments
ME301	7x1.00 LHF	rarely used
ME302	8x1.00 LHF	Homelite (early model bentshaft)
ME303	8x1.25 LHF	suits many machines
ME304	9x1.25 LHF	Kawasaki
ME305	10x1.00 LHF (with recess)	Stihl
ME306	10x1.25 LHF *†	suits many machines
ME307	10x1.50 LHF	Kawasaki
ME308	12x1.50 LHF (with recess)	Stihl and Solo
ME309	12x1.75 LHF ‡	Husqvarna
ME310	3/8"x24unf LHF	Husqvarna
ME351	8x1.25 RHF	suits many machines
ME352	3/8"x24unf RHF	suits many machines
ME331	6x1.00 LHM	McCulloch (older models)
ME332	7x1.00 LHM	McCull. (early model), Victa, Shindaiwa
ME333	8x1.25 LHM	suits many machines
ME334	10x1.25 LHM	Tanaka

* New Husqvarna models (eg. 232, 225 series) require 10x1.25LHF *with recess*. These can be manufactured upon request. Please contact us.

† New Honda four strokes require 10x1.25 LHF *with an extended Hex head*. These can be manufactured upon request. Please contact us.

‡ In most cases NO recess is required for 12x1.75 LHF Husqvarna machines. However, if gearbox spacer has been lost then a 12x1.75 LHF *with recess* may be required. These can be manufactured upon request. Please contact us.

TAMAR METAL ARBORS

SQUARE ARBORS FOR TUFFHEAD & BLAZER PRO-TAP

The following table describes the square arbors held in stock for the Tuffhead. Please note that these Australian made square arbors use a M10x1.5 pitch wingnut thread (quite different to American style square arbors which use 5/16"unc pitch wingnut thread).

Part No.	Description	Comments
ME403	8x1.25 LHF	suits many machines
ME404	9x1.25 LHF	Kawasaki
ME405	10x1.00 LHF (with recess)	Stihl
ME406	10x1.25 LHF *	suits many machines
ME408	12x1.50 LHF (with recess)	Stihl and Solo
ME409	12x1.75 LHF ‡	Husqvarna
ME451	8x1.25 RHF	suits many machines
ME452	3/8"x24unf RHF	suits many machines
ME432	7x1.00 LHM	McCull. (early model), Victa, Shindaiwa
ME433	8x1.25 LHM	suits many machines
ME434	10x1.25 LHM	Tanaka
ME703	8x1.25 LHF BPT	
ME704	9x1.25 LHF BPT	
ME705	10x1.00 LHF BPT	
ME706	10x1.25 LHF BPT	
ME732	7x1.00 LHM BPT	
ME733	8x1.25 LHM BPT	
ME734	10x1.25 LHM BPT	
ME751	8x1.25 RHF BPT	
ME752	8x1.25 RHF BPT	

* New Husqvarna models (eg. 232, 225 series) require 10x1.25LHF *with recess*. These can be manufactured upon request. Please contact us.

‡ In most cases NO recess is required for 12x1.75 LHF Husqvarna machines. However, if gearbox spacer has been lost then a 12x1.75 LHF *with recess* may be required. These can be manufactured upon request. Please contact us.

TAMAR METAL ARBORS

DOUBLE ENDED STUDS FOR HEX AND SQUARE ARBORS

These studs allow female arbors to be quickly and easily converted into male style arbors.

Part No.	Description	Comments
ME601	6x1.00 LH Stud	with 10x1.25 LH thread
ME603	8x1.25 LH Stud	with 10x1.25 LH thread
ME605	10x1.25 LH Stud	with 10x1.25 LH thread entire length
ME606	8x1.25 RH Stud	with 3/8"x24unf RH thread

Did you know??

You can get Tamar brochures for FREE!

Our company product flyer (next page) is available **FREE** if you wish to let your customers know you are a distributor of ALL AUSSIE Tamar products.

Simply send out with your statements or invoices.

If we receive calls from dealers we will direct them back to you. Please contact us with the amount you need!

TAMAR GUARANTEE

When you invest in Tamar All Aussie Trimmer Heads you are covered by our

100% Satisfaction Guarantee

This means that we replace any Tamar All Aussie Trimmer Head that does not meet your highest standards, or your money back!